

DEPENDABLE DUAL ELECTRICAL SYSTEMS



new!

COMBINATION POWER CONVERTER AND 115V A.C. LOAD CENTER

Designed for Small Campers from **Progressive Dynamics**

Features:

- * Designed to be flush mounted in closet wall or cupboard to save space.
- * Easy to install.
- * 12 Volt output fuse or circuit breaker provided to protect against overload.
- * The battery-transformer switch allows the R.V. electrical system to operate from the converter or car battery. The center "off" position removes all power when towing.
- * 115 Volt convenience outlet provided.
- * 15 Amp, 115 Vac circuit breakers provided to prevent overload of 115 Volt appliances operated through unit.
- * U. L. Listed - C.S.A. Approved.
- * Provides convenient location for all camper fuses and circuit breakers.

This new power converter is easily installed flush into tent camper closet wall or cupboard to save space. Because it converts 115 VAC power to 12 Volt direct current it eliminates the need to connect to car battery to operate 12 Volt lights, water pumps, etc. and makes it possible for campers to utilize 115 VAC power when available, thus avoiding excessive drain on the car battery. A 115 VAC convenience outlet on the converter permits 115 Volt appliances to be connected to the converter eliminating the need for a separate 115 Volt A.C. outlet. The unit is equipped with 15 Amp. - 115 Volt circuit breakers and 12 Volt fuse or circuit breaker to prevent overload damage.



PROGRESSIVE DYNAMICS, INC.

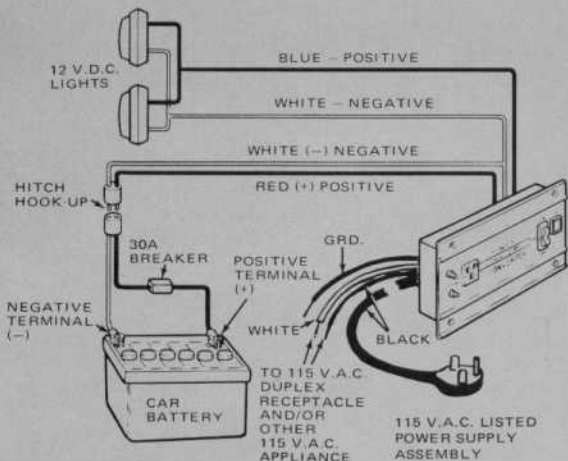
P.O. Box 168 507 Industrial Road
Marshall, Michigan 49068
Phone (616) 781-4241

Specifications for Model Nos.

	PD6861-W2	PD6861-W2W2	PD6871-W2	PD6871-W2W2
NOMINAL AC INPUT	115 Vac/60 Hz	115 Vac/60 Hz	115 Vac/60 Hz	115 Vac/60 Hz
NUMBER OF A.C. INPUT CIRCUIT BREAKERS	1	2	1	2
OUTPUT VOLTS	12 VDC	12 VDC	12 VDC	12 VDC
OUTPUT AMPS	1.5	1.5	3.0	3.0
MOUNTING	Flush in cupboard or closet wall	Flush in cupboard or closet wall	Flush in cupboard or closet wall	Flush in cupboard or closet wall
DIMENSIONS	9½" L x 3¼" D x 5" H	9½" L x 3¼" D x 5" H	9½" L x 3¼" D x 5" H	9½" L x 3¼" D x 5" H
WEIGHT	3.4 Lbs.	3.4 Lbs.	4.2 Lbs.	4.2 Lbs.

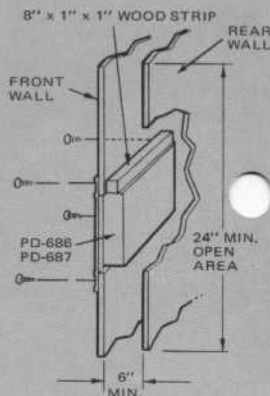
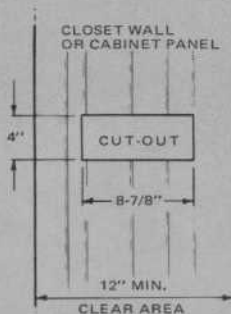
WIRING DIAGRAM

(Canadian units may be "Stationary" or "Cord Connected".)



INSTALLATION

FOR FLUSH MOUNTING A 4" x 8-7/8" CUT-OUT IS REQUIRED. MINIMUM CLEAR AREAS REQUIRED AS INDICATED



UNIT IS HELD IN PLACE BY INSERTING MOUNTING SCREWS INTO WOOD STRIP BEHIND FRONT WALL

WHY THE TREND TO CONVERTERS?



More and more, vacationers are seeking the solitude and charm of unimproved wilderness campsites . . . and, at the same time, DEMANDING MODERN CONVENIENCES in their recreational vehicles!

Where does the electricity come from to operate these conveniences?

In a modernized park, where 115 volt AC power is available, 12 volt appliances such as lights, water pumps and fans may be operated directly from the power converter and conserve battery power by switching the battery/transformer switch on the converter to "transformer" position.

In the wilderness, where 115 volt AC is not available, the battery/transformer switch on the

converter should be moved to "Battery" position and all 12 volt accessories will now operate from your battery.

Must a recreational vehicle and all it's appliances be wired for both 115 volt AC and 12 volt DC to be truly self-contained?

The answer is "NO".

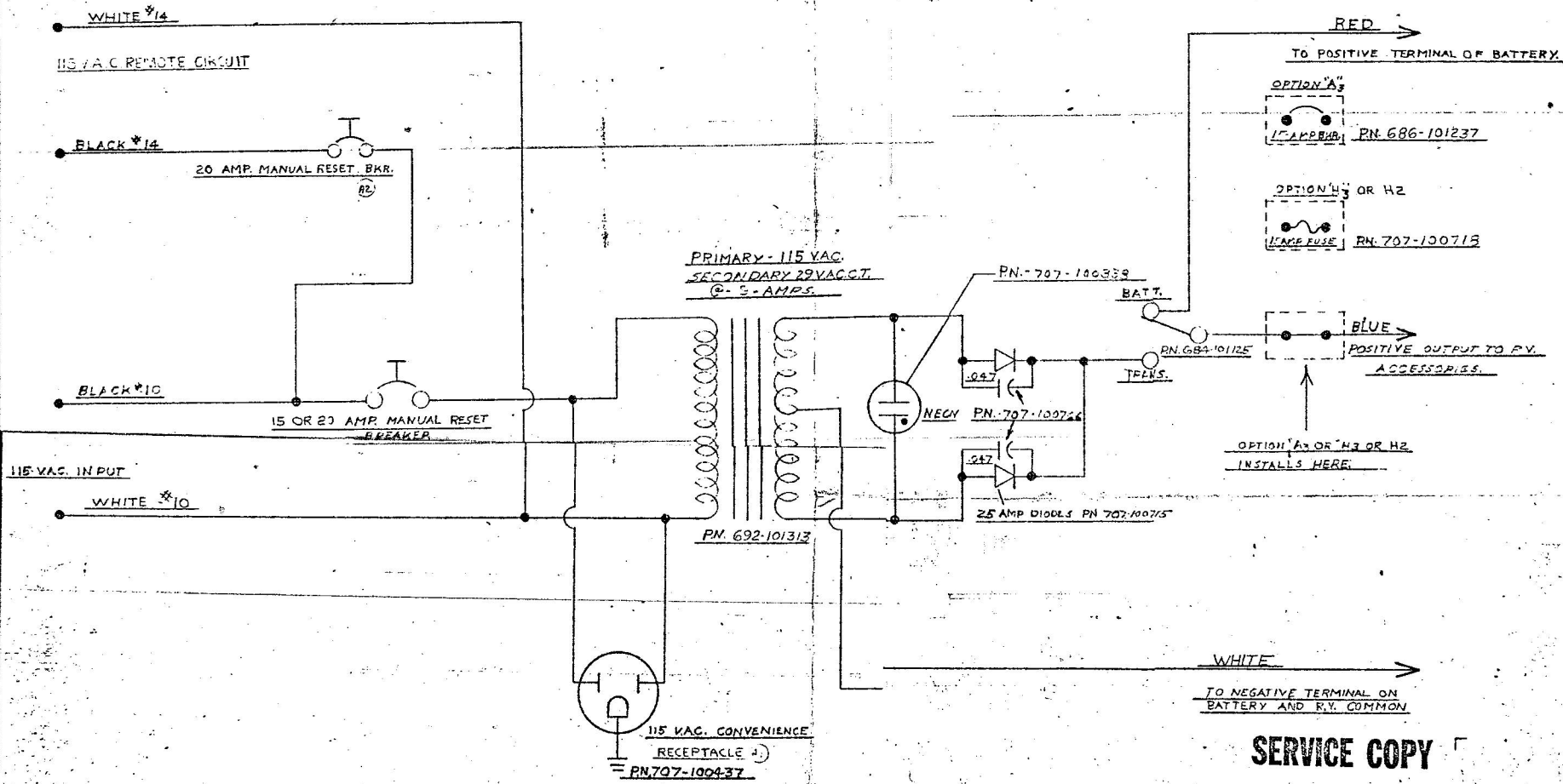
The solution is 12 volt DC wiring throughout the R.V. and a PROGRESSIVE DYNAMICS POWER CONVERTER that allows maximum use of either power source at the R.V. electrical inlet.

A Progressive Dynamics POWER CONVERTER provides a dual electrical system without the cost and inconvenience of dual wiring.



PROGRESSIVE DYNAMICS, INC.

P.O. BOX 168 507 INDUSTRIAL ROAD MARSHALL, MICHIGAN
Phone (616) 781-4241 49068



SERVICE COPY

THIS PRINT IS FOR QUOTATION PURPOSES ONLY. Cannot be used for tooling or purchase of parts until signed in space below by M. Maurer.

Date _____
PROPERTY OF PROGRESSIVE DYNAMICS

PROGRESSIVE DYNAMICS, INC.			
BOX 168 MARSHALL, MICHIGAN 49068			
LIMITS ON DIMENSIONS UNLESS OTHERWISE SPECIFIED		DR. <i>RAD</i>	DATE <i>8/9/68</i>
F. PLACE OR QUALITY SPECIFICATIONS		CHK. <i>MSD</i>	DATE <i>7/28/68</i>
MATERIAL		APPD. <i>MSD</i>	DATE <i>8/9/68</i>
TITLE		SCALE	APP. <i>MSD</i>
9-AMP. SCHEMATIC		PROJECT NO. <i>6921</i>	DRAWING NO. <i>700221</i>

PROJECT DRAWING NO. 6921 REV. 700221